

Find a Delta Dental Participating Dentist

Your Delta Dental plan allows you to visit any dentist you like. However, there are advantages to choosing a dentist who belongs to one of Delta Dental’s two dentist networks—Delta Dental PPOSM and Delta Dental Premier[®]. You can save the most money and receive the highest levels of coverage when you visit a Delta Dental PPO dentist. If you visit a dentist who does not participate in Delta Dental PPO, you can still save money if that dentist participates in Delta Dental Premier.

To find a participating dentist in your area, follow the simple steps below.

» Step 1

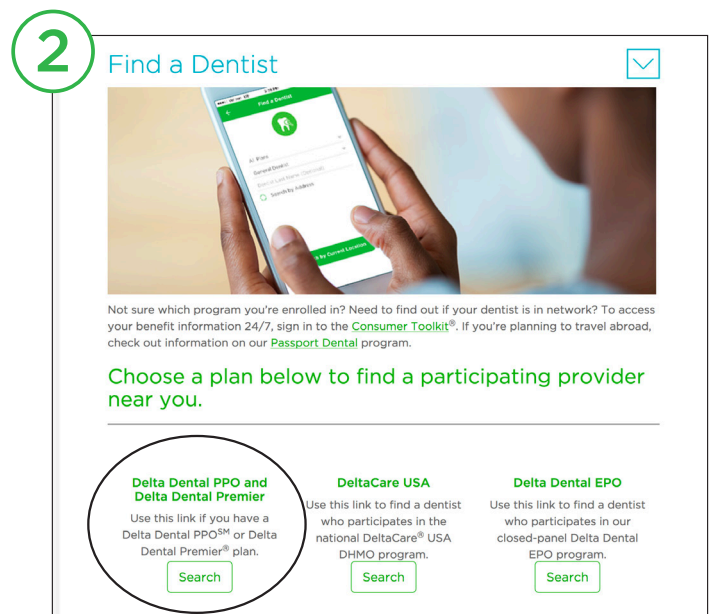
Visit www.deltadentalin.com.
Click one of the **Find a Dentist** links.

You may also go directly to
www.deltadentalin.com/findadentist.



» Step 2

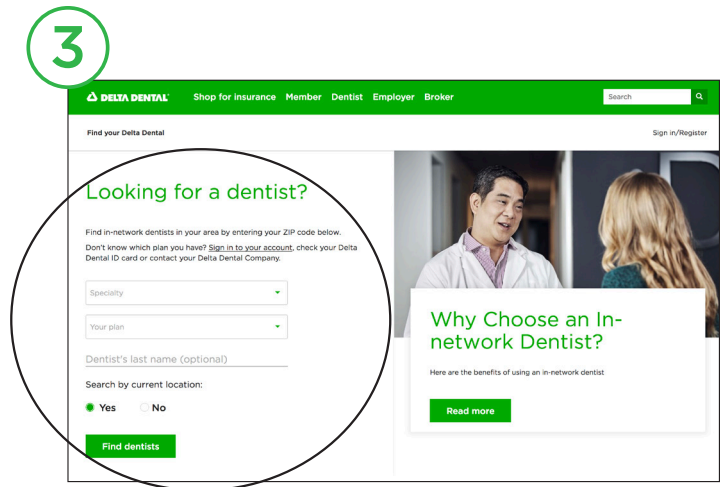
Select **Delta Dental PPO** and **Delta Dental Premier**.



» Step 3

The **Specialty** menu defaults to any dentist. If you want to search for a specific specialty, select the specialty from the drop-down menu. Then, select the **Your plan** menu and choose the appropriate network option for you.

- **Delta Dental PPO**—all providers who participate in Delta Dental PPO.
- **Delta Dental Premier**—all providers who participate in Delta Dental Premier.
- **Delta Dental PPO plus Premier**—all providers who participate in both Delta Dental PPO and Delta Dental Premier.



The search will display results that fit your criteria, and whether or not those providers also participate in other networks.

Next, select **Yes** to search by current location or **No** to search by address or ZIP code. *Choosing “Yes” may require you to change a location setting or you may need to go back and select “No” and manually enter your physical address if you receive an error message.*

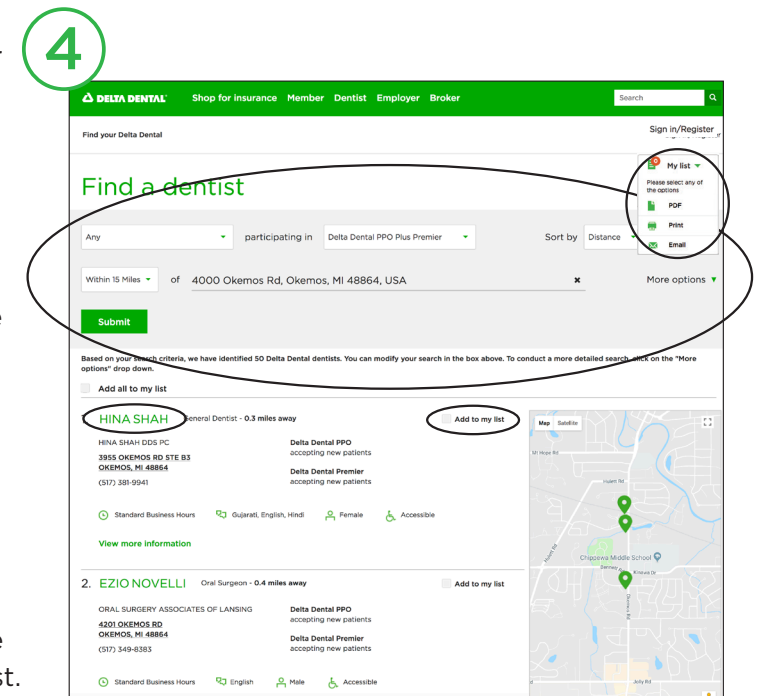
Select **Find dentists** to begin search.

» Step 4

Your results will be displayed. You can change your original search criteria for specialty, network, and address at the top of the page or sort your results by distance and number of results. By selecting **More options** you will see additional search criteria such as extended hours, accepting new patients, languages spoken and gender. You can also search for a specific dentist by name or office name. Once you have selected all of your search criteria, select the green **Submit** box to get your search results.

In addition to viewing your search results online, you can print or email your results, or view your results as a PDF under **My list**. To add dentists to your list, select the **Add to my list** or **Add all to my list** checkboxes.

Once you have added results to your list, select the down arrow to save as a PDF, print or email your list.



? Unsure of your plan type or looking for additional information?

Register or log in to the Consumer Toolkit®, Delta Dental’s secure online tool for access to eligibility information, current benefits information, claims information and more.

Learn more at www.deltadentalin.com/consumertoolkit.